



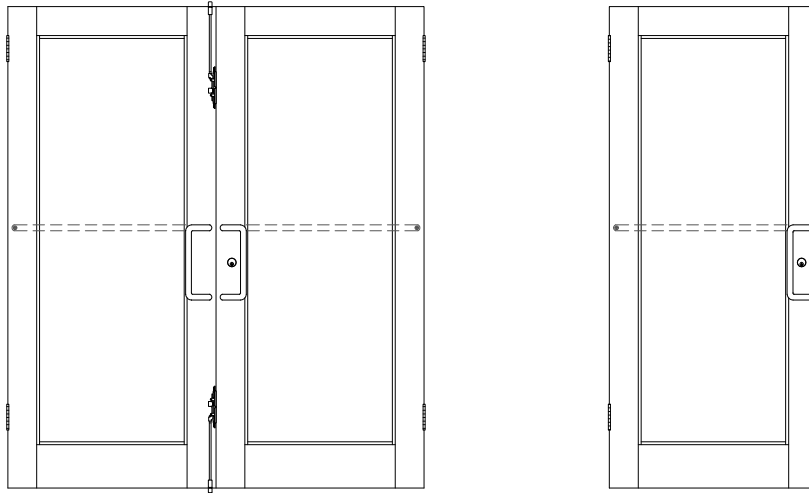
# SELL-MAR ENTERPRISE, Inc.

Architectural Metal, Glass, Storefront, Acrylic and Door Hardware Supplier

Phone: (718) 299-8484 Fax: (718) 299-5466

[www.Sell-Mar.com](http://www.Sell-Mar.com) & [Estimating@Sell-Mar.com](mailto:Estimating@Sell-Mar.com)

## D5000 SERIES DOOR WIDE STILE DOOR ONLY



- Clear anodized, dark bronze anodized & white painted
- Wide stile door (vertical stile 5", top rail 5" & bottom rail 7 $\frac{1}{2}$ ")
- Two butt hinges 4 $\frac{1}{2}$ "x4" NRP per leaf.
- Active door: MS deadbolt lock with standard cylinder in-out
- Inactive door: flush bolts
- 12" offset pull handle with push bar
- No door closer.
- No glass prep for  $\frac{1}{4}$ " glazing.





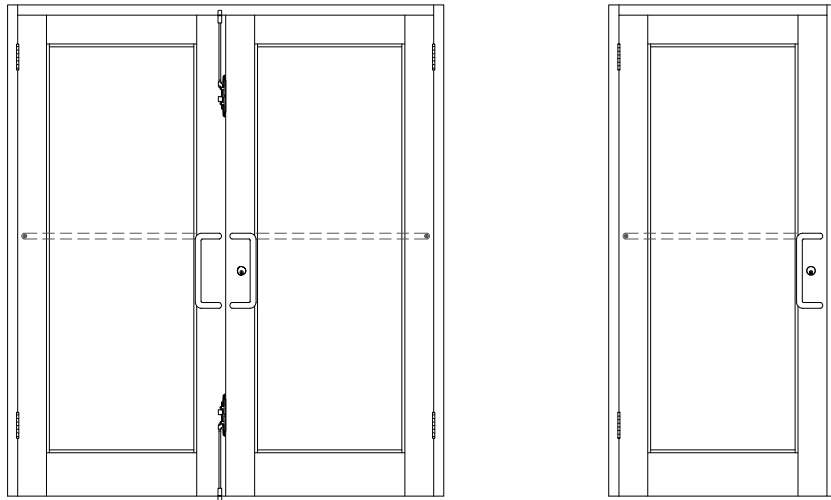
# SELL-MAR ENTERPRISE, Inc.

Architectural Metal, Glass, Storefront, Acrylic and Door Hardware Supplier

Phone: (718) 299-8484 Fax: (718) 299-5466

[www.Sell-Mar.com](http://www.Sell-Mar.com) & [Estimating@Sell-Mar.com](mailto:Estimating@Sell-Mar.com)

## D5000 SERIES DOOR WIDE STILE DOOR & FRAME



- Clear anodized, dark bronze anodized & white painted
- Frame  $1\frac{3}{4}$ "x $4\frac{1}{2}$ " center glaze open back
- Wide stile door (vertical stile 5", top rail 5" & bottom rail  $7\frac{1}{2}$ " )
- Two butt hinges  $4\frac{1}{2}$ "x4" NRP per leaf.
- Active door: MS deadbolt lock with standard cylinder in-out
- Inactive door: flush bolts
- 12" offset pull handle with push bar
- No door closer.
- No glass prep for  $\frac{1}{4}$ " glazing.





# SELL-MAR ENTERPRISE, Inc.


Architectural Metal, Glass, Storefront, Acrylic and Door Hardware Supplier

Phone: (718) 299-8484 Fax: (718) 299-5466

[www.Sell-Mar.com](http://www.Sell-Mar.com) & [Estimating@Sell-Mar.com](mailto:Estimating@Sell-Mar.com)

---

## D5000 SERIES DOOR WIDE STILE DOOR & TRANSOM FRAME



- Clear anodized, dark bronze anodized & white painted
- Transom Frame  $1\frac{3}{4}$ "x $4\frac{1}{2}$ " center glaze open back
- Wide stile door (vertical stile 5", top rail 5" & bottom rail  $7\frac{1}{2}$ " )
- Two butt hinges  $4\frac{1}{2}$ "x4" NRP per leaf.
- Active door: MS deadbolt lock with standard cylinder in-out
- Inactive door: flush bolts
- 12" offset pull handle with push bar
- No door closer.
- No glass prep for  $\frac{1}{4}$ " glazing.